

Student Download instructions for:

AutoDesk CFD

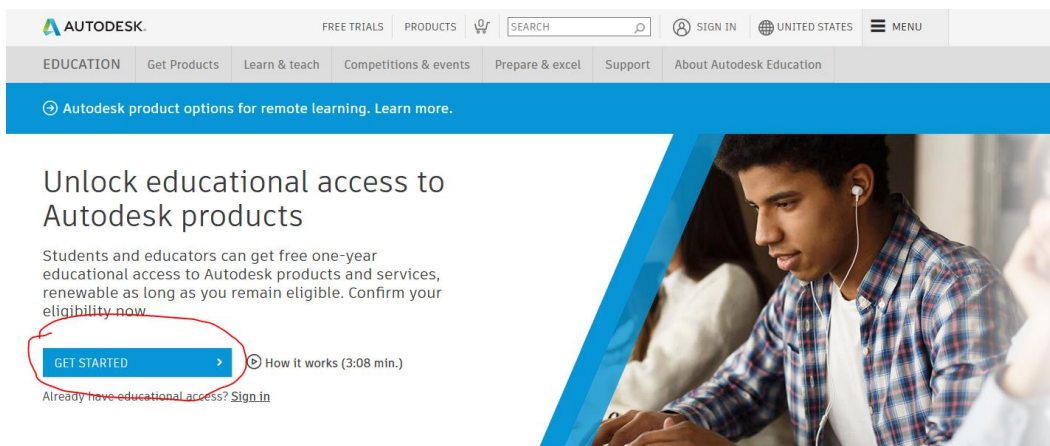
Notes

- You only need to sign up for one AutoDesk account to access all their available apps

Instructions

If you haven't already signed up for an AutoDesk account start at step 1, otherwise just go to **Step 7** to get licences for the apps you need

- Go to: <https://www.autodesk.com/education/edu-software/overview?sorting=featured&page=1>
- Click Get Started



- Select create Account

Sign in



Email

name@example.com


NEXT


NEW TO AUTODESK? [CREATE ACCOUNT](#)


4. Select region /educational role/ institution type/dob as shown below:




Get education benefits

Autodesk offers free software to eligible students, educators and institutions. Be prepared to provide proof of enrolment or employment at a [Qualified Educational Institution](#).

Country, Territory, or Region of educational institution
United Kingdom 

Educational role [WHAT'S THIS ?](#)
Student 

Institution Type
University/Post-Secondary 

Date of Birth
February  20  2020 

NEXT

ALREADY HAVE AN ACCOUNT? [SIGN IN](#)

5. Enter your details, using an email address ending shu.ac.uk

Create account

First name

Last name

Email

Confirm email

Password

I agree to the [Autodesk Terms of Use](#) and to the use of my personal information in accordance with the [Privacy Statement](#) (including cross-border transfers as described in the statement).

CREATE ACCOUNT

ALREADY HAVE AN ACCOUNT? [SIGN IN](#)

- You will get a confirmation email, follow the instructions on it and you should be all set with an Autodesk account. (note: sometimes the verification systems can take a considerably long time)
- Once verified go to <https://www.autodesk.com/education/edu-software/> to get the licenses you require

